

VISUAL ACUITY MEASUREMENT

SK-X60HD-S



www.sonkahealth.com
www.sonkascale.com



Tel 0755-33556301
400-048-8836

CAMPUS HEALTH STATION

SK-X60HD-S

Features



Ultrasonic probe
No manual assistance at all



21 inches touch panel
video and audio guidance, friendly use



Body composition analyzer



Adjustable blood pressure monitor
Let different people have a better experience



Blood oxygen tester



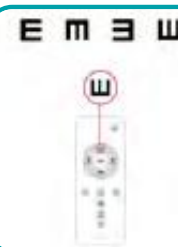
Direct printer
More convenient



Big arm barrel
Measuring range is 17-42cm



Load cell Oversize Weighing Pan
Anti-fall Design
More secure

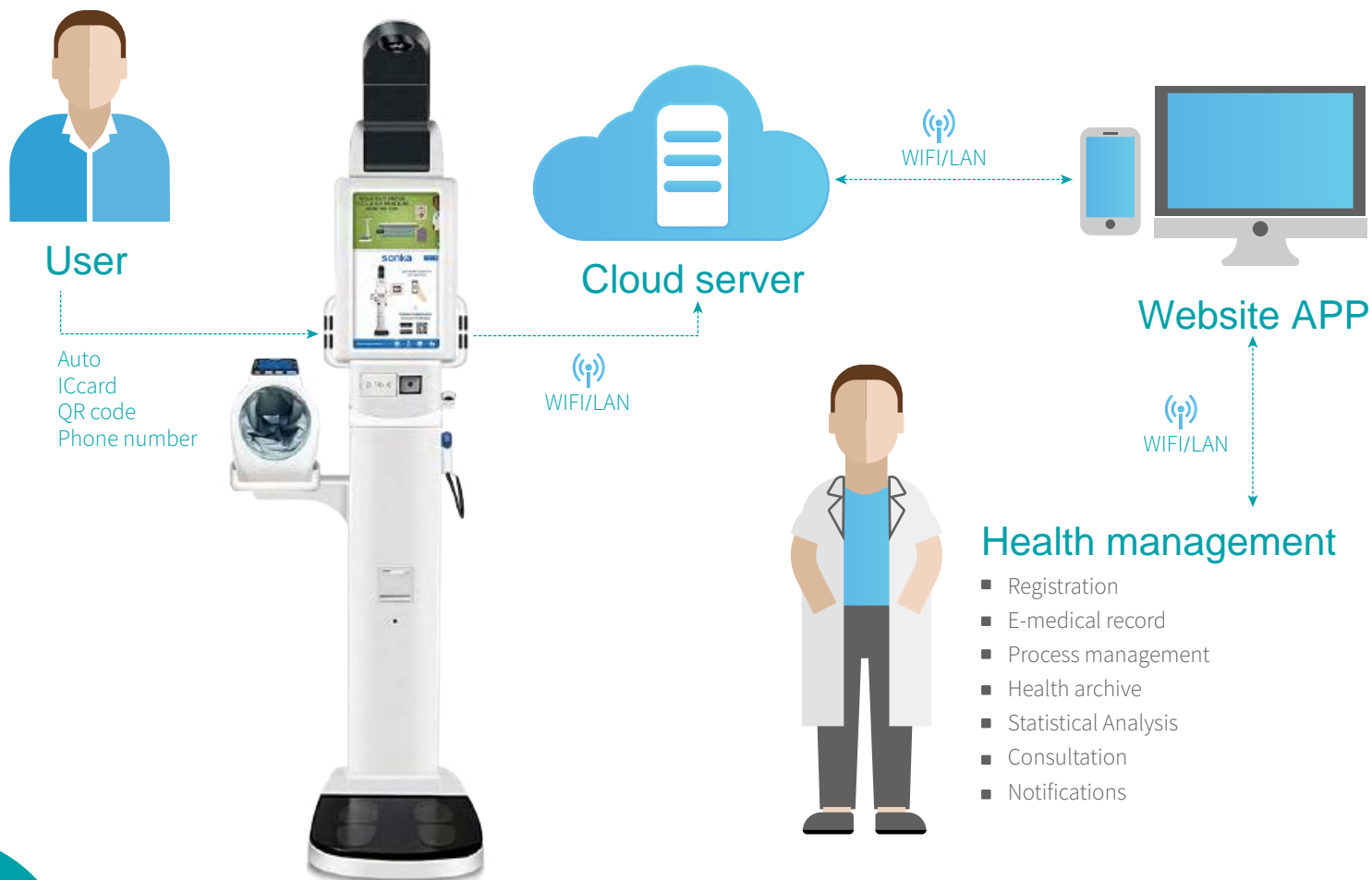


visual acuity measurement
Using the remote control to select
Press "OK" to go to the next step

CAMPUS HEALTH STATION

SK-X60HD-S

Data interconnection



CAMPUS HEALTH STATION

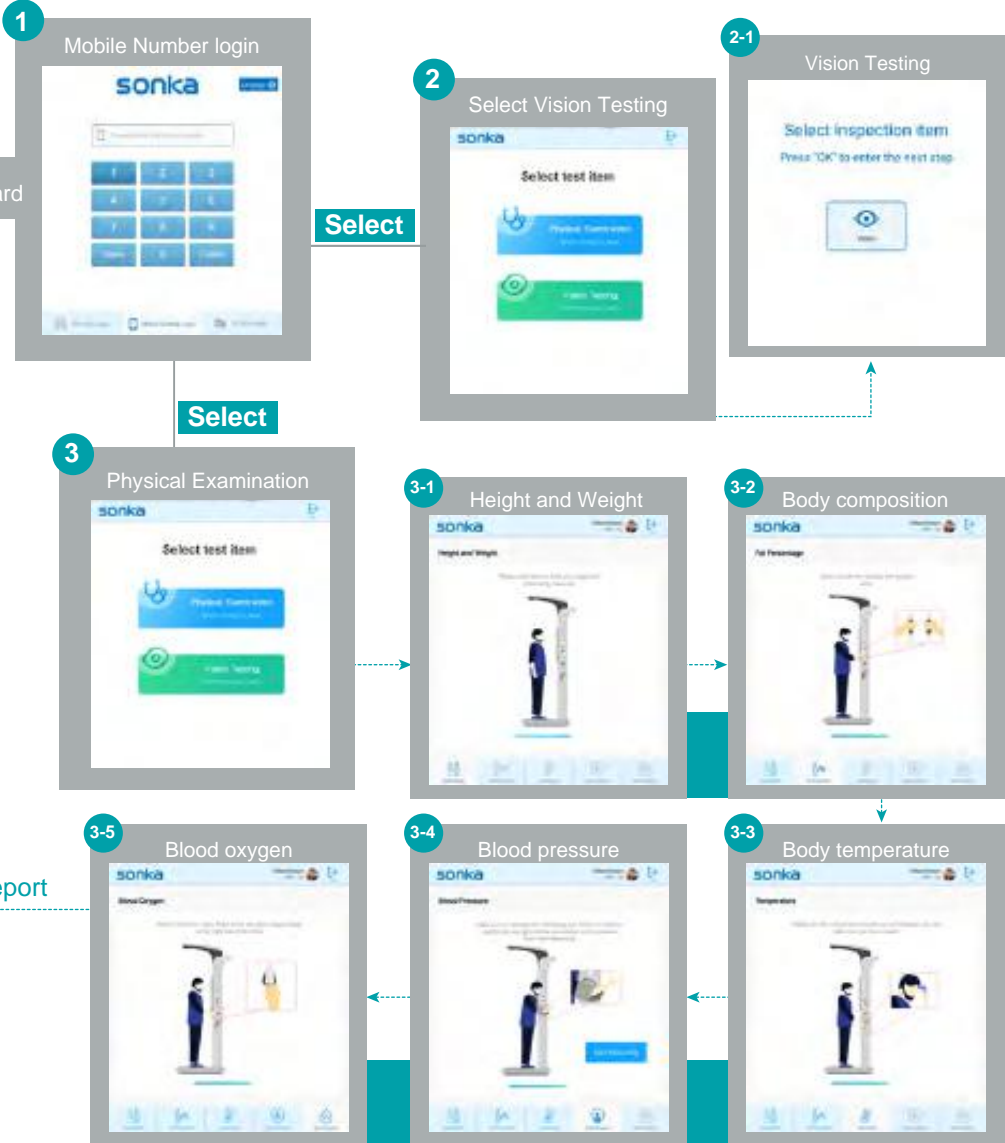
SK-X60HD-S

Operation instructions

Login options: QR Code, Phone Number, IC Card



Name: Test	
Gender: Female	Age: 24
Height	153.1CM
Weight	59.2KG
BMI	25.3 (18.5-29.9)
Systolic:	103 mmHg (90-140)
Diastolic:	85 mmHg (60-90)
Pulse	106bpm (60-100)
Body temperature	36.9°C (36-37)
SpO2	98% (≥95)
Pulse rate	69 bpm (60-100)
Visceral fat grade	11 (1-9)
Fat Rate	35.5% (21-34)
Fat mass	21.0 kg
Lean body mass	38.2kg
Bone mass	2.5kg
Muscle mass	35.6kg
Protein	7.7kg
Body water content	27.9kg
Body water rate	47.2%
Minerals	2.6kg
Intracellular fluid	18.6kg
Extracellular fluid	9.3kg
Fat regulation	-10.0kg
Weight adjustment	-10.0kg
Muscle regulation	0.0kg
Basal metabolism	1222.0 kcal
Basic Metabolism Reference Value	1460.6 kcal
Recommended to burn calories	239 kcal
Exercise intensity recommendations	Medium intensity
Sports recommendation:	
1. Walking	57 min
2. Running	30 min
3. Swimming	24 min
Right eye	4.2 (0.15)
Left eye	4.0 (0.15)




CAMPUS HEALTH STATION

SK-X60HD-S

A4 Report

Health Report
FAST AND ACCURATE
 Connection to HIS



sonka

Health Report

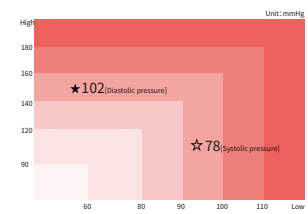
[SK-X60HD-S]

Name	Gender	Age	Height	Weight	Test Date / Time
Li Xiao Gang	Male	33	175.1cm	80.2kg	2021-04-25 15:20:01

Body Composition

Weight ^{Report Standard}	Standard body weight		Unit:(kg)
80.2 (57.3-77.6)	67.5		
Fat free weight ^{Standard}	Body fat ^{Report Standard}		
59.2 (50.0-61.1)	21.0 (3.4-34.1)		
Muscle mass ^{Standard}	Bone Mass ^{Standard}	Minerals ^{Standard*}	
55.2 (46.6-56.9)	33.1 (27.9-34.1)	4.0 (3.4-4.1)	
Body water content ^{Standard}	Protein ^{Standard}		
43.2 (36.4-44.6)	12.0 (9.9-12.2)		
Intracellular fluid ^{Standard}	Extracellular fluid ^{Standard}		
26.8 (25.8-28.3)	16.4 (14.9-17.4)		

Blood pressure



Heart rate 78 beats/min

Body temperature



Vision

Left eye 4.5 (0.075) Right eye 4.5 (0.075)

Blood oxygen

saturation 92%

Pulse rate 72 beats/min

Nutritional Evaluation

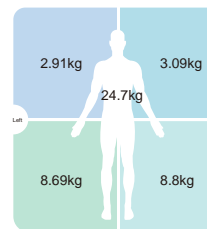
Protein Low Standard Over
 Body Fat Low Standard Over
 Minerals Low Standard Over

Recommended Exercise

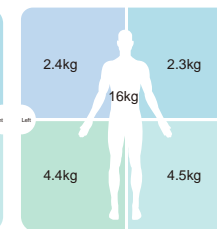
Recommended calorie burning 224kcal
 Suggestions for exercise intensity Moderate intensity



Segmental Muscle Analysis



Segmental fat Analysis



Obesity Analysis

Type	Low	Standard	Over
Fat Percentage			26.2%
Visceral Fat Grade			10
Basal Metabolism			1649kcal
Waist-To-Hip Ratio			0.86
BMI			26.2

Weight Control

Target weight	67.5kg	Muscle Control	58.6 (+3.4) kg
Weight control	80.2 (-8.4) kg	Fat Control	21.0 (-8.4) kg

*Minerals are estimated values and this report is for reference only.

Functions



Weight
Accuracy: ± 0.1 kg



Temperature
Accuracy: $\pm 0.1^{\circ}\text{C}$



Blood oxygen
Accuracy: ± 2



Blood pressure
Accuracy: ± 3 mmHg
(± 0.4 kpa)



Body composition
analysis



Infrared vision spacing



Weight
Accuracy: ± 0.1 kg

2

Telehealth Health Kiosk
Embedded camera (optional)

Easy communication between clients and doctors

3

Technology Aesthetics Wisdom Large Screen

21.5-inch smart large screen

4

Automatic lifting and lowering, accurate measurement

Blood Pressure Monitor automatic height adjustment keeps sensor at heart level.

5

Touch-free thermometry, safe and anti-epidemic

Touch-free infrared forehead thermometry, Fast and accurate.

6

Real-time measurements, synchronous transmission

LAN port, Wi-Fi, and other wired/wireless connectivity
Various login methods, such as IC card and QR code,
for automatic data transmission

Wireless connection to an A4 printer, no need to connect to a computer

1

Visual examination, convenient and accurate

Visual examination distance guided by infrared automatic spacing.
Smart guidance, remote control selection, waveless measurements

CAMPUS HEALTH STATION

SK-X60HD-S

SPECIFICATION

Item	Parameter	Specification
Device	Data output interface	LAN network interface, Wi-Fi
	Voltage range/frequency range	220 AC (50Hz/60Hz)
	Rated power	(100W) max
	Operating system	Windows 7 32-bit or higher
	Working humidity range (storage temperature range)	5°C to 45°C (-10°C to +60°C)
	Printer(Optional)	Print A4 health report
	Format of video	MP4, AVI, FLV, 3 G P
	Package dimension	82 (length) *64 (width) *2400 (height) (Unit: mm)
	Net weight/Gross weight	85kg /130KG
Weight measurement	Measurement system	Resistance adaptive load cell
	Measurement range	5.5-200kg
	Measurement accuracy	±0.1kg
Height measurement	Measurement system	Ultrasound
	Measurement range	70.0-200cm
	Measurement accuracy	±0.1cm
Touch screen	Display	21.5-inch LCD screen,response speed:6ms,With a high brightness of 1500nits
Body temperature	Decimal places	0.1 °C
	Body Measuring range	32.0 ~ 42.5°C
	Objects Measuring range	0 ~ 100°C
	Accuracy	≤±0.3°C
	Power consumption	≤120mw
	Measuring Distance	5 ~ 8cm
	Auto off	about 15 seconds

CAMPUS HEALTH STATION

SK-X60HD-S

SPECIFICATION

Item	Parameter	Specification
Blood pressure monitor	Measuring range	Pressure (0 to 300) mmHg [0 to 40kPa], Pulse rate 30 beats/min to 200 beats/min
	Measurement accuracy	Pressure within ± 2 mmHg (± 0.267 kPa), Pulse rate within $\pm 2\%$
	Screen	LCD
	Applicable circumference range of cuff	17cm to 42cm
Blood oxygen	Sensor	Dual Wavelength Light Emitting Diodes
	Wavelength	Red light: 663nm, Infrared light: 890nm
	Measuring range	35% ~ 100%
	Maximum average optical output power	≤ 2 mW
	Tolerance	$\pm 2\%$ within the range of 70% to 100%
	Pulse rate tolerance	30 ~ 250bpm, tolerance is ± 2 bpm or $\pm 2\%$, whichever is the largest
Body Fat Analysis	Equipped device	Sonka
	Measuring system	Multi-frequency, 4-electrode
	Electrode material	Electroplating material
	Measuring range	200 ~ 1000 Ω
Camera (optional)	Resolution	2 million wide dynamic video conferencing cameras
	Encoding type	MJPEG/YUV
	Focus	auto focus
	Effective Pixels	1920 (horizontal)*1080 (vertical)
	Wide dynamic	>120dB
	Signal to noise ratio	>62dB
	Resolution and Frame Rate	>62dB
	Zoom	5x lossless zoom
	Low light	0.01Lux@ (F1.2, AGC ON)

CAMPUS HEALTH STATION

SK-X60HD-S

SPECIFICATION

Item	Parameter	Specification
Thermal printer	Printing method	Thermal line
	Power supply	12V, 2A
	Width of printing paper	58mm
	Print span	48mm
	Paper thickness	0.06 to 0.08mm
	Paper roll diameter	Maximum Φ 60mm
Laser printer	Paper size A4	Black and white printer
Input selection	Shape	Ideal (6-90years)
	Date and time	Year/month/day/hour/minute (24 hours)
	Print settings	Manual
Output item	Basal metabolic rate(Optional)	BMR*2, 0-99,999(1kj/day)
		BMRanalysis*2, 16 fractions
Electronic vision	Logarithmic visual acuity chart	Measurement distance is 2.5M and a measurement report is automatically printed

CAMPUS HEALTH STATION

SK-X60HD-S

Application scenarios

Hospitals



Health centers



School



Clinics



Pharmacies

